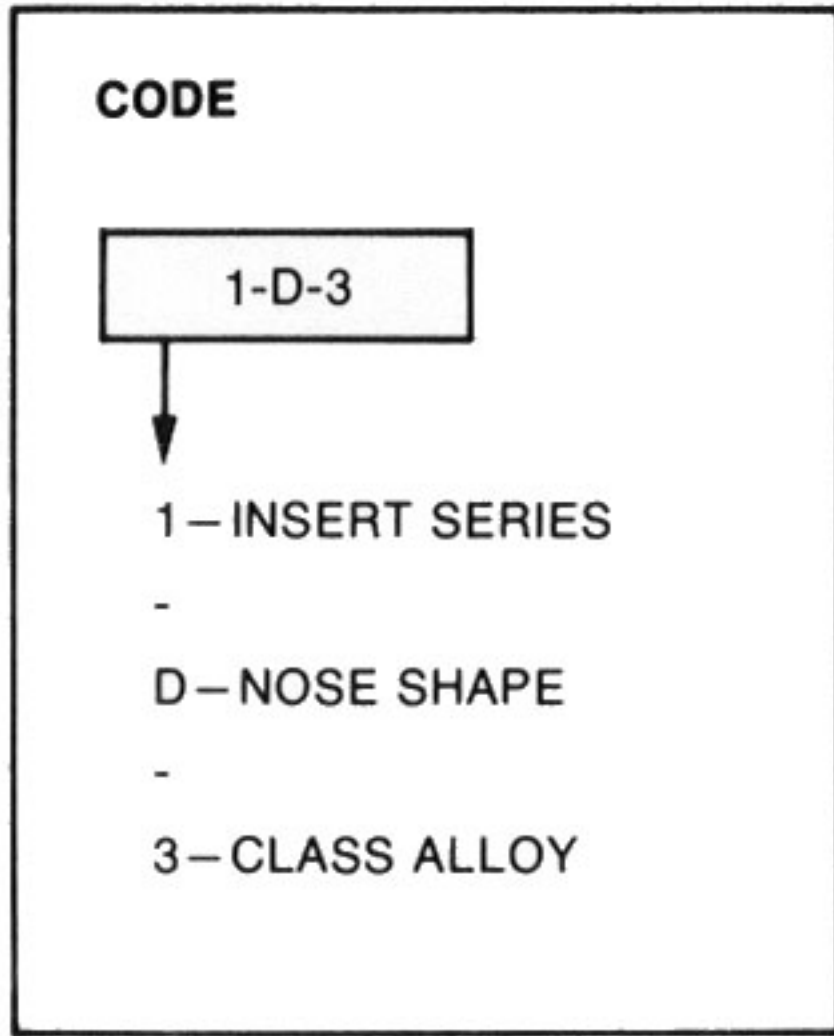


SERIES "1" INSERTS

FOR USE WITH No. 1 MORSE TAPER PACIFIC SHANKS

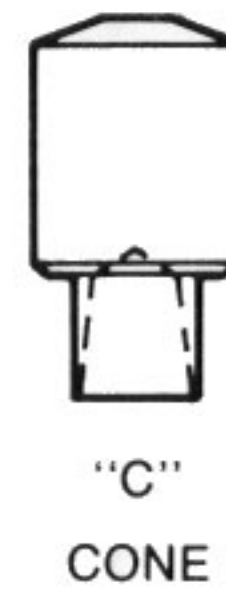
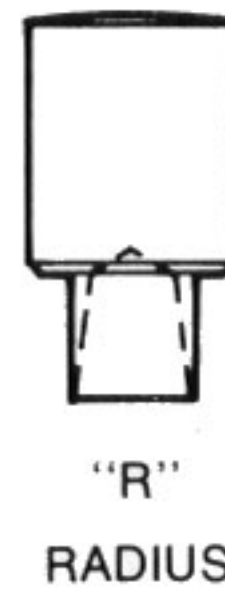
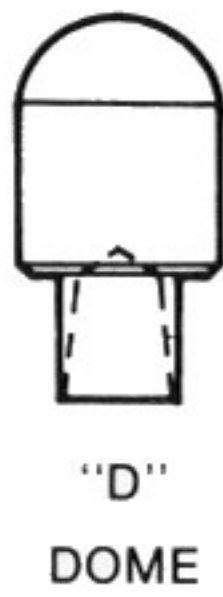
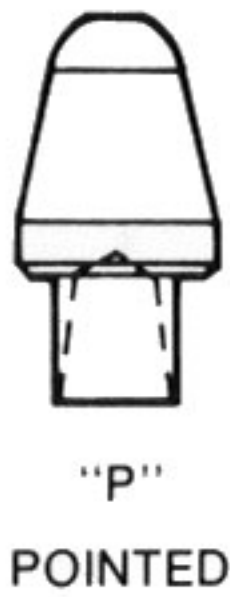
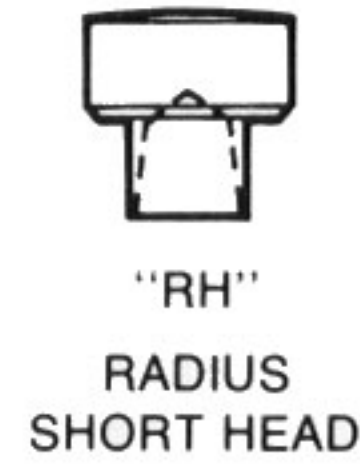
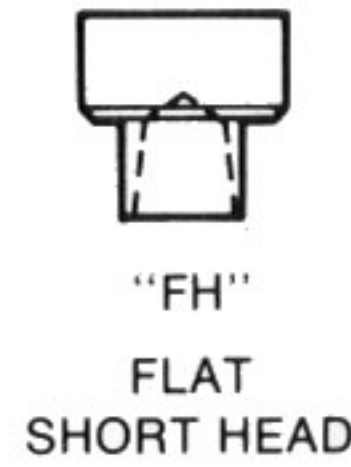


STRAIGHT SHANKS PAGE 6

DOUBLE BEND SHANKS PAGE 7

SINGLE BEND SHANKS PAGE 8

OFFSET FORGED SHANKS PAGE 9



		PART NUMBER			WELDING FACE DIA.	HEAD DIA.	HEAD LENGTH	SKIRT LENGTH
		CLASS I	CLASS II	CLASS III				
POINTED FLAT DOME	"P"	1-P-1	1-P-2	1-P-3	$\frac{3}{16}$ $\frac{1}{2}$ $\frac{1}{8}$	$\frac{1}{2}$	$\frac{5}{8}$	$\frac{5}{16}$
	"F" "D"	1-F-1 1-D-1	1-F-2 1-D-2	1-F-3 1-D-3				
RADIUS CONE OFFSET	"R"	1-R-1	1-R-2	1-R-3	2" R $\frac{3}{16}$ $\frac{3}{16}$	$\frac{1}{2}$	$\frac{5}{8}$	$\frac{5}{16}$
	"C"	1-C-1	1-C-2	1-C-3				
	"O"	1-O-1	1-O-2	1-O-3				
SHORT HEAD	"OH"	1-OH-1	1-OH-2	1-OH-3	$\frac{3}{16}$ $\frac{1}{2}$ 2" R $\frac{3}{16}$	$\frac{1}{2}$	$\frac{1}{4}$	$\frac{1}{4}$
	"FH"	1-FH-1	1-FH-2	1-FH-3				
	"RH"	1-RH-1	1-RH-2	1-RH-3				
	"CH"	1-CH-1	1-CH-2	1-CH-3				