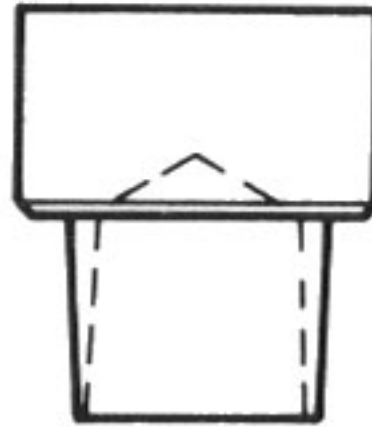


FLAT  
SHORT HEAD  
"FH"



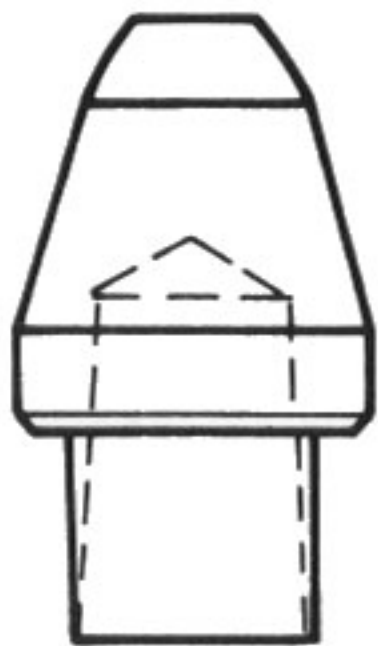
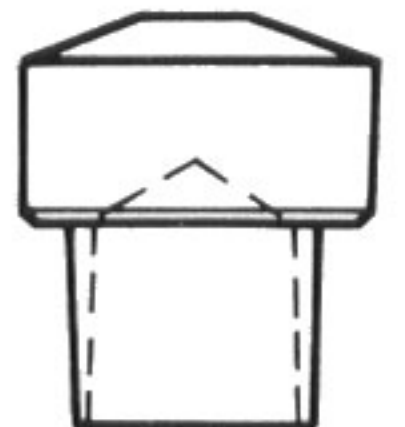
OFFSET  
SHORT HEAD  
"OH"



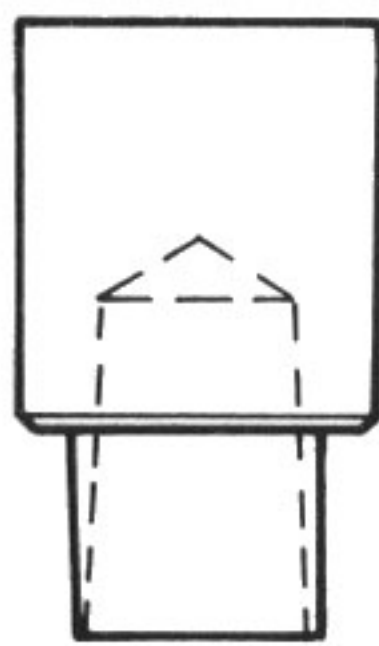
RADIUS  
SHORT HEAD  
"RH"



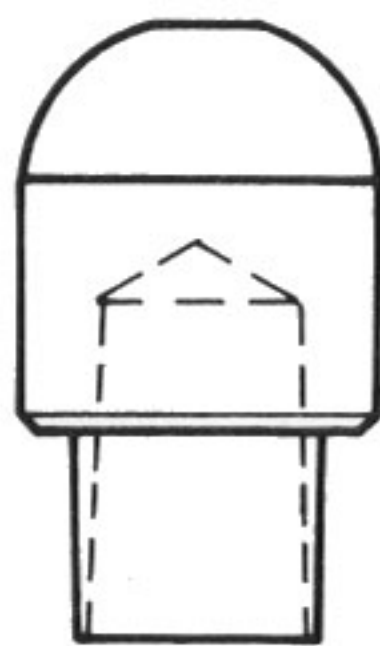
CONE  
SHORT HEAD  
"CH"




"P"  
POINTED




"F"  
FLAT



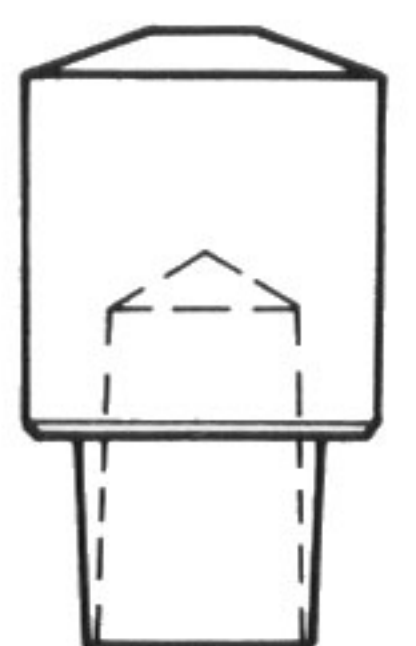
"D"  
DOME



"O"  
OFFSET



"R"  
RADIUS



"C"  
CONE

		PART NUMBER			WELDING FACE DIA.	HEAD DIA.	HEAD LENGTH	SKIRT LENGTH
		CLASS I	CLASS II	CLASS III				
POINTED FLAT DOME	"P"	3-P-1	3-P-2	3-P-3	5/16 7/8 1/4	7/8	1"	1/2
	"F"	3-F-1	3-F-2	3-F-3				
	"D"	3-D-1	3-D-2	3-D-3				
OFFSET RADIUS CONE	"O"	3-O-1	3-O-2	3-O-3	5/16 2" R. 5/16			
	"R"	3-R-1	3-R-2	3-R-3				
	"C"	3-C-1	3-C-2	3-C-3				
SHORT HEAD	"FH"	3-FH-1	3-FH-2	3-FH-3	7/8 5/16 2" R. 5/16	7/8	1/2	1/2
	"OH"	3-OH-1	3-OH-2	3-OH-3				
	"RH"	3-RH-1	3-RH-2	3-RH-3				
	"CH"	3-CH-1	3-CH-2	3-CH-3				